

Learning Activities

THE CHALLENGE:



Spring is a time for new growth and warmer temperatures. Scientists also see this as a time to study climate change through the melting of icebergs. Icebergs are large pieces of floating ice in the sea which have broken off from larger ice structures such as glaciers or ice shelves. They are common in the Spring when ice begins to melt.


Try three different ways of getting an ice cube to melt fast without adding heat. Which one works best?

*Hint: Try kitchen ingredients

~ STEAM TEAM
Create, Test, Improve

Language Arts/Social Studies:


Let's do some research on how icebergs are formed and where we can find an iceberg! Click [here](#) to read a book about icebergs:



Can you picture yourself face to face with an iceberg? Create a comic strip to describe with pictures and words how it would look! What descriptive words would you use?



You can create your own comic strip or click [here](#) for a template:



Numeracy:

Find a jar and fill it up with some of the last remaining snow. You might have to look in the woods! If you can't find any, try it with ice cubes. Estimate how much water you think will be in the jar once the snow/ice melts. Place the jar where you think it will melt quickly.

Find 3 other containers and predict which one will hold your leftover water. Experiment with which one holds the most amount of water, and which one holds the least.



Science /Art:

Wouldn't it be cool to grow some edible icebergs? Try making your own rock candy out of simply water and sugar. Follow the steps found [here](#). Don't forget to take a picture of you enjoying your beautiful, colorful, tasty, chunky, sweet concoction! It'll take about a week, but it will be worth the wait!



Word Scramble

rWtea

ceI

ICdo



THE CHALLENGE:



Spring is a time for new growth and warmer temperatures. Scientists also see this as a time to study climate change through the melting of icebergs. Icebergs are large pieces of floating ice in the sea which have broken off from larger ice structures such as glaciers or ice shelves. They are common in the Spring when ice begins to melt.

Your challenge is to conduct an investigation to determine the fastest way to melt ice cubes without adding heat. Be sure to only change one thing in your investigation and keep everything else the same!

~ STEAM TEAM
Create, Test, Improve

Learning Activities

Language Arts/Social Studies:

Let's do some research on how icebergs are formed and where we can find an iceberg! Click [here](#) to read a book about icebergs.

Can you picture yourself face to face with an iceberg? Create a comic strip to describe with pictures and words how it would look! What descriptive words would you use?



You can create your own comic strip or click [here](#) for a template.




Numeracy:


And that's just the tip of the iceberg!
Over 90% of an iceberg's mass and volume is underwater...

Can you represent 90% in four different ways?

In a hundred chart?




A ten frame?



As a fraction?

—

On a number line?



Science:

To conduct an investigation, Scientists need a plan! From the challenge, write out the question you are trying to answer. Then, write out your prediction, plan, observations, results and conclusion in your journal. Remember to only change one thing to make it a fair test. Check out some pointers [here](#)!



The Arts:

Wouldn't it be cool to grow some edible icebergs? Try making your own rock candy out of water and sugar. Follow the steps found [here](#). It'll take about a week, but it will be worth the wait!



cAtcir

enMtlgi

hkCnu



Learning Activities

Language Arts/Social Studies:

Are you familiar with the Titanic? It was a British passenger liner operated by the White Star Line that sank in the North Atlantic Ocean in the early morning hours of April 15th 1912, after striking an iceberg. Click [here](#) to learn more.

Create a comic strip or stop motion to describe how it would look if you were face to face with an iceberg.



You can create your own comic strip or click [here](#) for a template:

Numeracy:


And that's just the tip of the iceberg! Over 90% of an iceberg's mass and volume is underwater.

Measure and pour 250mL of water into a clear bowl or cup. Mark the water level with tape or a dry erase marker. Place 3 ice cubes in the container and mark the new height of the water.



Can you figure out the volume of water that gets displaced? Predict how the water level will change after the cubes melt. Write your prediction, results in your journal. Anything surprise you?

Science:



To conduct an investigation, you need a plan! From the challenge, do some research and write a testable question you are trying to answer. Then, write your hypothesis, plan, observations, results and conclusion in your journal. Remember to only change one thing and control your variables. Check out some pointers [here!](#)

The Arts:

Wouldn't it be cool to grow some edible icebergs? Try making your own rock candy out of water and sugar. Follow the steps found [here](#). It'll take about a week, but it will be worth the wait!



THE CHALLENGE:



Spring is a time for new growth and warmer temperatures. Scientists also see this as a time to study climate change through the melting of icebergs. Icebergs are large pieces of floating ice in the sea which have broken off from larger ice structures such as glaciers or ice shelves. They are common in the Spring when ice begins to melt.

Your challenge is to conduct an investigation to determine the fastest way to melt ice cubes without adding heat. Be sure to only change one thing and control your variables!

~ STEAM TEAM
Create, Test, Improve



rialcge
lapro rbae
noaec
emtlcai ghnaec

