





Monday, April 13 - Friday, April 17

Reading	Computer	Non-computer	Tips
<p>Listen to a story</p> 	<p>https://www.storylineonline.net</p> <p>www.tumblebooks.com</p>	<p>Have an adult read to you. If you do not have any books in your house, then you can tell a story to your child. For example, The Three Bears.</p>	<p>Ask your child questions about the story. What happened at the beginning, middle and the end? Who are the characters?</p>
<p>Read a story</p> 	<p>http://kidsa-z.com</p>	<p>Read a book from home. If you do not have any books you can write a short story for your child to read.</p>	<p>Remind your child of these reading strategies: *Magic E or two vowels together *Look for chunks *Skip the word *Sound it out * Use the pictures *What would make sense?</p>
Writing	Computer	Non-computer	Tips
	<p>I would prefer all students to do their writing without the use of a computer.</p>	<p>Your child may write about a story of their choice or choose from the following: *Do a good deed for someone in your house and write about it. *Make a card for a friend or a family member.</p>	<p>Have your child use capitals, spacing, periods and details. Each completed writing should consist of at least three sentences.</p>
Math	Computer	Non-computer	Tips
	<p>https://scratchgarden.com/videos/ - click on Math; count by 2's, 5's & 10's videos</p> <p>Count to 100 with this video: https://www.youtube.com/watch?v=e0dJWfQHF8Y</p> <p>Addition and subtraction: Start out at level 1 https://www.mathplayground.com/math_monster_addition.html https://www.mathplayground.com/math_monster_subtraction.html</p>	<p>Have your child count to 100</p> <p>Call out random numbers for your child to record.</p> <p>Skip count by 2, 5, 10</p> <p>Make your own flash cards for your child to practice adding and subtracting facts.</p>	<p>Children need to be able to quickly recall addition and subtraction facts. The only way for this to happen is through practice. This will be a focus throughout the home learning.</p>

--	--	--	--