



THE CHALLENGE:



A habitat is the natural home or environment of an animal, plant, or other organism. We can help protect habitats from being destroyed by being simple observers.

Find a large-ish rock sitting on some grass or dirt. Flip it over to see what is underneath. Bring your journal with you to draw a picture of the different creatures you spot. Don't forget to put the the rock back where you found it so the critters can live in peace.


Check out this [video](#) for some information on the types of creatures you may spot under your rock!

~ STEAM TEAM ~
Create, Test, Improve

Learning Activities

Language Arts/Social Studies:

Click [here](#) to listen to the read aloud: Diary of A worm.



After listening to Diary of a worm it is time to create your own diary. Every day this week write a diary entry of thing you are doing each day. Remember to start each entry with Dear Diary and finish your entry with a closing. For example: sincerely, signing out, yours truly etc. At the top of each page write the date and time of your entry. This will be a fun piece of writing and illustration to look back on.

Numeracy:

“Go Fish Make Ten” is a spinoff of the classic card game “Go Fish”. This is a fun way to reinforce mental math facts, “friends of ten”. For ex. 1+9, 2+8, 3+7 etc. Instead of asking for a pair you ask for a card that would equal to 10. Before playing “Go Fish Make Ten” take out the cards 10, Jack, Queen, and King. An example of a question you may ask is “Do you have a 9”? You would ask this if you were holding an Ace in your hand. Just like “Go Fish” the person with the most “friends of ten” at the end of the game wins.



You & Your World /Art:

Edible Art! Put on your chef's hat and try creating a snack that is ALMOST too beautiful to eat! Bonus points if it's all healthy! Check out Canada's food guide [here](#) for more information on healthy foods.



Habitat Search

S D N A L S S A R G
E L G N U J F E E R
T U N D R A P O O L
U O V G D E S E R T
T I D A L L A R O C

Coral Tundra
Reef Grasslands
Tidal Jungle
Pool Desert



THE CHALLENGE:



A habitat is the natural home or environment of an animal, plant, or other organism. Deserts, oceans, mountains, and forests are some types of habitats. Many are threatened by climate change and human activity.

Your challenge is to measure out 1 square meter of land of your choice and observe the biodiversity you see in just this small chunk of Earth. The lawn, the garden, in the woods, shaded or sun-kissed. Record your findings in your journal.

~ STEAM TEAM ~
Create, Test, Improve

Learning Activities

Language Arts/Social Studies:

There are habitats all around us which are part of your physical environment in your local area.

Study the photo below and relate it the physical environment in your local area; Miramichi River, Nepisiguit River, Restigouche River, or Kedgwick River.



Use the graphic organizer to help relate the interaction of humans and the environment.

Interactions of Humans and the Environment	
Benefits to Humans	
Challenges to Humans	
Human Impact	
Sustainable Practices	

Numeracy:

One square meter is the area equal to a square that is 1 meter on each side. Area is the space inside a shape



If you wanted to use rope to make your 1 m² shape, how much rope would you need for the perimeter?

Click on the photo to learn more about area perimeter.



Science: After you have carefully observed your square meter of habitat, draw a table to organize your observations. How many different species of living things did you see? How many of each? What did they look like? (write or draw what you observed) What was their habitat like? Be descriptive and use all your senses safely!

What's your favorite animal? Can you design an ethical zoo? Check out this challenge from Brilliant Labs!

The Arts:

Edible Art! Put on your chef's hat and try creating a snack that is ALMOST too beautiful to eat! Bonus points if it's all healthy! Check out Canada's food guide [here](#) for more information on healthy foods.



Habitat Search

S D N A L S S A R G
E L G N U J F E E R
T U N D R A P O O L
U O V G D E S E R T
T I D A L L A R O C

Coral Tundra
Reef Grasslands
Tidal Jungle
Pool Desert



THE CHALLENGE:



Habitat loss poses the greatest threat to species. The world's forests, swamps, plains, lakes, and other habitats continue to disappear as they are harvested for human consumption and cleared to make way for agriculture, housing, roads, pipelines, etc.

We can make a difference by learning more about our local habitats.

Your challenge is to observe and compare 2 circular sections of Earth (hula hoop size or larger!). Which plot has the greatest number of species? Can you identify them all? What questions do you have based on your observations?

~ STEAM TEAM ~
Create, Test, Improve


Learning Activities

Science/Language Arts/Social Studies:

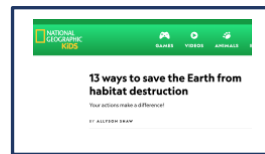
After careful observation, decide on a way to classify the various examples of leaves, insects or flowers from your challenge in your journal. You can use drawings, a table or create a [Dichotomous Key](#) to help you classify.

Dichotomous Key For Leaves

1. a. Needle leaves go to 2
- b. Non-needle leaves go to 3
2. a. Needles are clustered Pine
- b. Needles are in singles Spruce
3. a. Simple leaves (single leaf) go to 4
- b. Compound leaves (made of "leaflets") go to 7
4. a. Smooth edged go to 5
- b. Jagged edge go to 6
5. a. Leaf edge is smooth Magnolia
- b. Leaf edge is lobed White Oak
6. a. Leaf edge is small and tooth-like Elm
- b. Leaf edge is large and thorny Holly
7. a. Leaflets attached at one single point Chestnut
- b. Leaflets attached at multiple points Walnut



How do you think this habitat has changed over time? What positive or negative effects have humans had on this area?

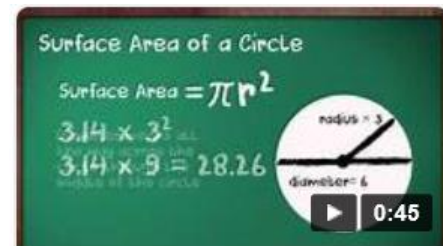


Read these 13 simple tips about how you can help protect habitats around you. Your actions make a difference!

Numeracy:

Using the hula hoop or your circular object you used for the challenge, find the following information:

Diameter: _____
Radius: _____
Circumference: _____
Surface Area: _____



Click the photo for a quick lesson on surface area of a circle.

The Arts:

Edible Art! Put on your chef's hat and try creating a snack that is ALMOST too beautiful to eat! Bonus points if it's all healthy! Check out Canada's food guide [here](#) for more information on healthy foods.



Habitat Search

S D N A L S S A R G
E L G N U J F E E R
T U N D R A P O O L
U O V G D E S E R T
T I D A L L A R O C

Coral Tundra
Reef Grasslands
Tidal Jungle
Pool Desert