





























Monday, May 25 - Friday, May 29

READING	With a computer	Non-computer	Tips																
<p>Listen to a story</p> 	<p>https://www.storylineonline.net</p> <p>www.tumblebooks.com</p> <p>Do not forget to review the sight words on my teacher page.</p>	<p>Have an adult read to you. If you do not have any books in your house, then you can tell a story to your child. For example, tell them a story about when you were their age. What was something you liked to do?</p>	<p><u>Before reading ask:</u> "What do you think the book will be about?" "Why do you think the author chose that title?"</p> <p><u>While reading:</u> "What do you think will happen next? Why?" "What does this word mean?"</p> <p><u>After reading:</u> "Did you like the book? Why or why not?"</p> <p><u>Visualize:</u> Throughout the book ask your child if they can visualize what is happening in their head. Do they see a picture?</p>																
<p>Read a story</p> 	<p>http://kidsa-z.com</p> <p>It is very important that your child reads each day.</p>	<p>Read a book from home. If you do not have any books you can write a short story for your child to read. You can also have them read the comic section in a newspaper.</p>	<p>Remind your child of these reading strategies:</p> <ul style="list-style-type: none"> *Magic E or two vowels together *Look for chunks *Skip the word, then come back to it *Sound it out * Use the pictures *What would make sense? 																
PHONICS	With a computer	Non-computer	Tips																
<p>Compound Words</p>	<p>https://www.youtube.com/watch?v=tOASe7O12hE</p> <p>https://www.youtube.com/watch?v=a6Fyu2w2Pi8</p> <p>https://www.youtube.com/watch?v=N8uMGPAWllw</p>	<p style="text-align: center;">Compound Words</p> <p>Directions: Draw a line to put 2 words together to make compound words. Write the compound words you find.</p> <table style="width: 100%; text-align: center;"> <tr> <td>pan</td> <td></td> <td></td> <td>bug</td> </tr> <tr> <td>eye</td> <td></td> <td></td> <td>stick</td> </tr> <tr> <td>lady</td> <td></td> <td></td> <td>ball</td> </tr> <tr> <td>lip</td> <td></td> <td></td> <td>cake</td> </tr> </table> <p>1. _____ 3. _____ 2. _____ 4. _____</p> <p>Have your child find two word to make a compound word. Help them write the compound word on a piece of paper.</p>	pan			bug	eye			stick	lady			ball	lip			cake	<p>When reading with your child stop and discuss any compound words on the page. Help your child to determine the two words that make up the compound word.</p>
pan			bug																
eye			stick																
lady			ball																
lip			cake																

WRITING	With a computer	Non-computer	Tips						
	<p>I would prefer all students to do their writing without the use of a computer.</p>	<p>Have your child write sentences using a compound word they learned from the above videos or worksheet. Some examples of compound words they may want to use are:</p> <table border="0"> <tr> <td>football</td> <td>butterfly</td> <td>mailman</td> </tr> <tr> <td>pancake</td> <td>rainbow</td> <td>toothbrush</td> </tr> </table>	football	butterfly	mailman	pancake	rainbow	toothbrush	<p>Remind students of the following when writing their sentences:</p> <ul style="list-style-type: none"> • Capital letter at the beginning of the sentence • Spacing between words • Punctuation at the end of the sentence (. ? !) • Proper spelling of sight words
football	butterfly	mailman							
pancake	rainbow	toothbrush							
MATH	With a computer	Non-computer	Tips						
	<p>Dreambox – https://play.dreambox.com/login/knjs/suw8 (Continue using Dreambox each day)</p> <p>Continue the following until your child has mastered the concepts: Count to 100 forward and backward; Count by 2's, 5's & 10's to 100 Count between two given numbers forward and backward Adding doubles- $1 + 1 = 2$ $3 + 3 = 6$ $5 + 5 = 10$ $8 + 8 = 16$ $10 + 10 = 20$ $2 + 2 = 4$ $4 + 4 = 8$ $6 + 6 = 12$ $9 + 9 = 18$ Doubles Plus One: Eg. $4 + 5 = (4 + 4) + 1$ $5 + 6 = (5 + 5) + 1$ $2 + 3 = (2 + 2) + 1$ $3 + 4 = (3 + 3) + 1$</p> <p><u>Problems of the Week</u> Ella and Mary Jane are collecting shells. Ella found 9 shells and Mary Jane found 3 shells. How many shells did they find?</p> <p>Owen caught 6 butterflies. He opened the jar and 2 butterflies flew away. How many butterflies does Owen have left?</p> <p>Isaiah and Kingston are at a hotdog eating contest. Isaiah ate 6 hotdogs and Kingston ate 6 hotdogs too. How many hotdogs did they eat in all?</p>	<p>Continue the following until your child has mastered the concepts: Count to 100 forward and backward; Count by 2's, 5's & 10's to 100 Count between two given numbers forward and backward Adding Doubles- $1 + 1 = 2$ $3 + 3 = 6$ $5 + 5 = 10$ $7 + 7 = 14$ $9 + 9 = 18$ $2 + 2 = 4$ $4 + 4 = 8$ $6 + 6 = 12$ $8 + 8 = 16$ $10 + 10 = 20$</p> <p>Doubles Plus One: Eg. $4 + 5 = (4 + 4) + 1$ $5 + 6 = (5 + 5) + 1$ $2 + 3 = (2 + 2) + 1$ $3 + 4 = (3 + 3) + 1$</p> <p><u>Problems of the Week</u> Ella and Mary Jane are collecting shells. Ella found 9 shells and Mary Jane found 3 shells. How many shells did they find?</p> <p>Owen caught 6 butterflies. He opened the jar and 2 butterflies flew away. How many butterflies does Owen have left?</p> <p>Isaiah and Kingston are at a hotdog eating contest. Isaiah ate 6 hotdogs and Kingston ate 6 hotdogs too. How many hotdogs did they eat in all?</p>	<p>Dreambox – Your child's login information was sent to each parent in a private email. If you did not receive it, please contact me at Cheryl.noel@nbed.nb.ca</p> <p>Children need to be able to quickly recall addition and subtraction facts. The only way for this to happen is through practice. This will be a focus throughout the home learning.</p> <p>Math skills can easily be done many times during our busy days. While driving test your child's addition and subtraction facts, count forward or backward between numbers when climbing stairs, skip count while playing catch.</p>						