




Home Learning- Tuesday, January 12, 2022	
	<p>Warm Up: Using the template in home learning packet, write the date, the weather and the season with a white board marker. Don't forget to say it out loud 😊</p>
<p>Literacy</p> 	<p>Words: écouter, neige, personne, plaisir, froid, très, jusqu'à, besoin, enfant, lorsque (**these are a review of words that were done before Christmas)</p> <p>Watch the PowerPoint with 5 words of the week used in sentences. Listen to the sentences then try reading it yourself "Mots 1-5".</p> <p>Sound: Eugénie Émeu- "eu" Song on Microsoft Teams Can you find the "eu's" in the song? A copy of a poem has been uploaded to the Microsoft Teams page.</p> <p>Reading: <u>Je lis, je lis, littérature ! ONLINE (rkpublishing.com)</u> Books have been assigned to each student on the Je lis! Website. Each book should be read multiple times throughout the week. Please work on things like fluency, expression and volume. If you feel you are ready, you can record yourself reading and I will listen to it 😊</p>
<p>Math</p> 	<ul style="list-style-type: none"> ➤ Play Zorbis Math for 20 minutes. ➤ Practice counting backwards by ones and tens starting at different numbers. <ul style="list-style-type: none"> - Use a deck of cards, remove all the 10s and the face cards. Flip two cards over to make a double-digit number. Starting at that number, say the five numbers that follow. ➤ In your home learning packet, please find the math worksheet "Le nombre du jour 53" <ul style="list-style-type: none"> - Your child knows what to do as we have done these in class - Please remind your child to draw the number using base 10 blocks on the back (dizaines et unites) <p>** If you did not receive your home learning packet yet you can use a sheet of paper to show 53 in as many ways as possible.</p>
<p>Exploration, Art, You and Your World</p> 	<p>In your home learning packet, there are sheets with words in blocks on the bottom. Please use the one with the words est, amie, Mon, creative.</p> <ul style="list-style-type: none"> - Cut out the words and glue them in order to make a sentence at the top of the page. - Copy the sentence. - Make sure you have a uppercase letter at the beginning, a period at the end, spaces between words, and that the sentence was copied correctly. - Draw a picture of the sentence. <p>*If you did not receive your home learning packet yet, you can do the above activity on a blank piece of paper.</p> <p>Help with household chores, get some exercise, draw or colour, and take some time to play!</p>

Other French Learning Opportunities

Listen to French stories on Tumble Books: <https://www.tumblebooks.com/>

- Username: nblib password: nbschools
- Some may be a bit difficult but listening to French is important 😊

Radio Canada Zone Jeunesse – videos and games

- <https://ici.radio-canada.ca/jeunesse/scolaire>

YouTube also has some songs and videos in French

Boom Cards

If you have any questions/comments/concerns, please send me an email at reba.carroll@nbed.nb.ca
Have a great day!!

****Please remember to keep all completed work for when we return to school.**