





Monday, April 20 - Friday, April 24

| Reading  | Computer   | Non-computer   | Tips   |
|--|--|--|--|
| <p>Listen to a story</p>  | <p><a href="https://www.storylineonline.net">https://www.storylineonline.net</a></p> <p><a href="http://www.tumblebooks.com">www.tumblebooks.com</a></p> | <p>Have an adult read to you. If you do not have any books in your house, then you can tell a story to your child. For example, Cinderella</p>   | <p>Ask your child questions about the story.<br/>What happened at the beginning, middle and the end?<br/>Who are the characters?</p>   |
| <p>Read a story</p>       | <p><a href="http://kidsa-z.com">http://kidsa-z.com</a></p> <p><b>It is very important that your child reads each day.</b></p>                            | <p>Read a book from home. If you do not have any books you can write a short story for your child to read.</p>   | <p>Remind your child of these reading strategies:<br/>*Magic E or two vowels together<br/>*Look for chunks<br/>*Skip the word<br/>*Sound it out * Use the pictures<br/>*What would make sense?</p>   |
| Phonics  | Computer   | Non-computer   | Tips   |
| <p>er, ir, ur</p> <p>R</p>   | <p><a href="https://www.youtube.com/watch?v=JY8bR9sRARQ">https://www.youtube.com/watch?v=JY8bR9sRARQ</a></p>   | <p>Discuss the one sound that er, ir and ur makes. Show your child examples and have them circle the er, ir, or ur and say the word.<br/>Examples: fern, herd, bird, firm, turn, burp</p>  | <p>When reading with your child have them look for words with er, ir, ur.</p>  |
| Writing  | Computer   | Non-computer   | Tips   |
|                         | <p>I would prefer all students to do their writing without the use of a computer.</p>  | <p>Your child may write about a story of their choice or choose from the following:<br/>*Write a sentence about what you like about staying home. Write another sentence about what you dislike about staying home. Write a third sentence about which one you prefer.<br/>*Make a list of fun things to do outside.</p> | <p>Have your child use capitals, spacing, periods and details.<br/>Each completed writing should consist of at least three sentences.<br/>Encourage your child to sound out the words they are spelling. Common words (the, is, you, and) should be spelled correctly.</p> |

| Math  | Computer  | Non-computer  | Tips  |
|---|---|---|---|
|  | <p>Dreambox – <a href="https://play.dreambox.com/login/knjs/suw8">https://play.dreambox.com/login/knjs/suw8</a></p> <p>Count by 2's, 5's &amp; 10's video<br/> <a href="https://www.youtube.com/watch?v=q_yUC1NCFKE">https://www.youtube.com/watch?v=q_yUC1NCFKE</a></p> <p>Count to 100 with this video:<br/> <a href="https://www.youtube.com/watch?v=cVwjmC-gpBU">https://www.youtube.com/watch?v=cVwjmC-gpBU</a></p> <p>Addition and subtraction: Start out at level1<br/> <a href="https://www.mathplayground.com/math_monster_addition.html">https://www.mathplayground.com/math_monster_addition.html</a><br/> <a href="https://www.mathplayground.com/math_monster_subtraction.html">https://www.mathplayground.com/math_monster_subtraction.html</a></p> | <p>Have your child count to 100 while doing jumping jacks.</p> <p>Call out random numbers for your child to record.</p> <p>Skip count by 2, 5, 10 while playing catch</p> <p>Make your own flash cards for your child to practice adding and subtracting facts.</p> | <p>Dreambox – Your child's login information was sent to each parent in a private email. If you did not receive it, please contact me at <a href="mailto:Cheryl.noel@nbed.nb.ca">Cheryl.noel@nbed.nb.ca</a></p> <p>Children need to be able to quickly recall addition and subtraction facts. The only way for this to happen is through practice. This will be a focus throughout the home learning.</p> |