






Monday, April 27 - Friday, May 1

This week's tips are in bold print. This allows you to refer to the previous tips but quickly read what the new tips are for the week.

Reading	With a computer	Non-computer	Tips
<p>Listen to a story</p> 	<p>https://www.storylineonline.net</p> <p>www.tumblebooks.com</p>	<p>Have an adult read to you. If you do not have any books in your house, then you can tell a story to your child. For example, tell them a true story from your childhood.</p>	<p>Ask your child questions about the story. What happened at the beginning, middle and the end? Who are the characters? Was the story a fiction or non-fiction? How do you know?</p>
<p>Read a story</p> 	<p>http://kidsa-z.com</p> <p>It is very important that your child reads each day.</p>	<p>Read a book from home. If you do not have any books you can write a short story for your child to read.</p>	<p>Remind your child of these reading strategies: *Magic E or two vowels together *Look for chunks *Skip the word, then come back to it *Sound it out * Use the pictures *What would make sense? It is also important to check your child's comprehension. Be sure to ask them questions about their book.</p>
Phonics	With a computer	Non-computer	Tips
 <p style="margin-left: 20px;">ar</p>	<p>https://www.youtube.com/watch?v=0Vywhf7cF7Q</p>	<p>Discuss the one sound that ar makes. Tell them it sounds like a pirate. Show your child examples and have them circle the ar and say the word. Examples: barn, harm, charm, sharp, card, jar, scar</p>	<p>When reading with your child have them look for words with <u>ar</u> Make a list of words with "ar" and post them on your fridge for your child to practice reading.</p>
Writing	With a computer	Non-computer	Tips
	<p>I would prefer all students to do their writing without the use of a computer.</p>	<p>Your child may write about a story of their choice or choose from the following:</p> <p>*Hide four of your toys around the house. Write clues for someone to find your toys.</p> <p>*Write about one of the characters in the book you read today.</p>	<p>Have your child use capitals, spacing, periods and details. Each completed writing should consist of at least three sentences. Encourage your child to sound out the words they are spelling. Common words (the, is, you, and) should be spelled correctly.</p> <p>Encourage your child to vary their sentences. Do not have each sentence begin with the same word. For example: <u>I went to the park. I played on the swings with Brad. I had a fun time.</u> This story is overusing the word "I" for the beginning of each sentence.</p>

Math	With a computer	Non-computer	Tips
	<p>Dreambox – https://play.dreambox.com/login/knjs/suw8 (Continue using Dreambox each day)</p> <p>Continue the following until your child has mastered the concepts: Count to 100 forward and backward; Count by 2's, 5's & 10's to 100 Count between two given numbers forward and backward-eg. Start at 43 and go to 51 or start at 30 and go back to 22.</p> <p><u>Problems of the Week</u> Elexis had 3 toy cars and Darcie had 7 toy cars. How many cars did they have all together? Write the addition sentence.</p> <p>Emerson had 9 cookies. He gave Ivy 2 cookies. How many cookies does Emerson have left? Write the subtraction sentence.</p> <p>Addition and subtraction: https://www.multiplication.com/games/play/addition-4-row https://www.multiplication.com/games/play/small-archer-subtraction</p>	<p>Continue the following until your child has mastered the concepts: Count to 100 forward and backward; Count by 2's, 5's & 10's to 100 Count between two given numbers forward and backward-eg. Start at 43 and go to 51 or start at 30 and go back to 22.</p> <p><u>Problems of the Week</u> Elexis had 3 toy cars and Darcie had 7 toy cars. How many cars did they have all together? Write the addition sentence.</p> <p>Emerson had 9 cookies. He gave Ivy 2 cookies. How many cookies does Emerson have left? Write the subtraction sentence.</p> <p>Make your own flash cards for your child to practice adding and subtracting facts.</p>	<p>Dreambox – Your child's login information was sent to each parent in a private email. If you did not receive it, please contact me at sherilynn.mcfarlane@nbed.nb.ca</p> <p>Children need to be able to quickly recall addition and subtraction facts. The only way for this to happen is through practice. This will be a focus throughout the home learning.</p> <p>Math skills can easily be done many times during our busy days. While driving test your child's addition and subtraction facts, count forward or backward between numbers when climbing stairs, skip count while playing catch.</p>