


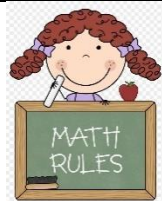


## Monday, May 11 - Friday, May 15

The parent tips from previous weeks is available on last week's page.

<b>READING</b>	With a computer	Non-computer	Tips
Listen to a story 	<a href="https://www.storylineonline.net">https://www.storylineonline.net</a>  <a href="http://www.tumblebooks.com">www.tumblebooks.com</a>  Do not forget to review the sight words on my teacher page.	Have an adult read to you. If you do not have any books in your house, then you can tell a story to your child. For example, tell them a story about when you were their age. What was something you liked to do?	<u>Before reading ask:</u> "What do you think the book will be about?" "Why do you think the author chose that title?" <u>While reading:</u> "What do you think will happen next? Why?" "What does this word mean?" <u>After reading:</u> "Did you like the book? Why or why not?" <u>Visualize:</u> Throughout the book ask your child if they can visualize what is happening in their head. Do they see a picture?
Read a story 	<a href="http://kidsa-z.com">http://kidsa-z.com</a>  It is very important that your child reads each day.	Read a book from home. If you do not have any books you can write a short story for your child to read.	Remind your child of these reading strategies: *Magic E or two vowels together      *Look for chunks *Skip the word, then come back to it      *Sound it out * Use the pictures *What would make sense?
<b>PHONICS</b>	With a computer	Non-computer	Tips
OU, OW	<a href="https://www.youtube.com/watch?v=ySRd-Amrd28">https://www.youtube.com/watch?v=ySRd-Amrd28</a>	Discuss the one sound that <b>ou and ow</b> makes. Show your child examples and have them circle the <b>ou/ow</b> and say the word. Examples: cloud, frown, down, sound	When reading with your child have them look for words with <b>ou/ow</b> . Print simple sentences with ou/ow words for your child to read. The brown cow is in the barn. The clown is running down the road.
<b>WRITING</b>	With a computer	Non-computer	Tips
	I would prefer all students to do their writing without the use of a computer.	Your child may write about a story of their choice or do the following:  Writing a good sentence using one of the following words: sour, cloud, couch, out, our owl, now, howl, brown, clown  Repeat each day with a different word	Every good sentence needs to include the following: - a <b>noun</b> (ex. person, animal, house) The brown <b>dog</b> is running with a bone. - a <b>verb</b> – tell your child it is the action; what something or someone is doing (ex. running, yelled) The brown dog is <b>running</b> with a bone. - a complete thought The brown dog is. (incorrect) The brown dog is running with a bone. (correct) - a capital, finger space, and ending punctuation (. ! ?)

# MATH



## With a computer

Dreambox – <https://play.dreambox.com/login/knjs/suw8>  
(Continue using Dreambox each day)

Continue the following until your child has mastered the concepts:  
Count to 100 forward and backward; Count by 2's, 5's & 10's to 100  
Count between two given numbers forward and backward  
Adding doubles-  
1 + 1 = 2    3 + 3 = 6    5 + 5 = 10    8 + 8 = 16    10 + 10 = 20  
2 + 2 = 4    4 + 4 = 8    6 + 6 = 12    9 + 9 = 18

Once your child can quickly recall the double facts, you can introduce them to "doubles plus 1"

<https://www.youtube.com/watch?v=AdZ9DLEjgto>

### Problems of the Week

Braxton has 4 red jellybeans and Corey has 4 jellybeans. How many jellybeans do they have in all?

Emma made a dozen cookies. She gave Jasmine 6 cookies. How many cookies does Emma have left?

Zachary scored 9 goals playing hockey. Dante scored 2 less than Zachary. How many goals did Dante get?

## Non-computer

Continue the following until your child has mastered the concepts:

Count to 100 forward and backward; Count by 2's, 5's & 10's to 100

Count between two given numbers forward and backward

Adding Doubles-

1 + 1 = 2    3 + 3 = 6    5 + 5 = 10    7 + 7 = 14    9 + 9 = 18  
2 + 2 = 4    4 + 4 = 8    6 + 6 = 12    8 + 8 = 16    10 + 10 = 20

Once your child can quickly recall the double facts, you can introduce them to "doubles plus 1"

<https://www.youtube.com/watch?v=AdZ9DLEjgto>

### Problems of the Week

Braxton has 4 red jellybeans and Corey has 4 jellybeans. How many jellybeans do they have in all?

Emma made a dozen cookies. She gave Jasmine 6 cookies. How many cookies does Emma have left?

Zachary scored 9 goals playing hockey. Dante scored 2 less than Zachary. How many goals did Dante get?

## Tips

Dreambox – Your child's login information was sent to each parent in a private email. If you did not receive it, please contact me at [sherilynn.mcfarlane@nbed.nb.ca](mailto:sherilynn.mcfarlane@nbed.nb.ca)

Children need to be able to quickly recall addition and subtraction facts. The only way for this to happen is through practice. This will be a focus throughout the home learning.

Math skills can easily be done many times during our busy days. While driving test your child's addition and subtraction facts, count forward or backward between numbers when climbing stairs, skip count while playing catch.

Copy these math equations on to paper for your child to complete.

