





Monday, May 19 - Friday, May 22

| READING  | With a computer   | Non-computer  | Tips  |      |         |      |          |          |       |       |        |       |           |           |         |       |            |        |  |
|--|---|---|---|------|---------|------|----------|----------|-------|-------|--------|-------|-----------|-----------|---------|-------|------------|--------|--|
| <p>Listen to a story</p>  | <p><a href="https://www.storylineonline.net">https://www.storylineonline.net</a></p> <p><a href="http://www.tumblebooks.com">www.tumblebooks.com</a></p> <p>Do not forget to review the sight words on my teacher page.</p> | <p>Have an adult read to you. If you do not have any books in your house, then you can tell a story to your child. For example, tell them a story about when you were their age. What was something you liked to do?</p>  | <p><u>Before reading ask:</u><br/>                     “What do you think the book will be about?”<br/>                     “Why do you think the author chose that title?”</p> <p><u>While reading:</u><br/>                     “What do you think will happen next? Why?”<br/>                     “What does this word mean?”</p> <p><u>After reading:</u><br/>                     “Did you like the book? Why or why not?”</p> <p><u>Visualize:</u><br/>                     Throughout the book ask your child if they can visualize what is happening in their head. Do they see a picture?</p> |      |         |      |          |          |       |       |        |       |           |           |         |       |            |        |  |
| <p>Read a story</p>      | <p><a href="http://kidsa-z.com">http://kidsa-z.com</a></p> <p>It is very important that your child reads each day.</p>  | <p>Read a book from home. If you do not have any books you can write a short story for your child to read. You can also have them read the comic section in a newspaper.</p>  | <p>Remind your child of these reading strategies:</p> <ul style="list-style-type: none"> <li>*Magic E or two vowels together</li> <li>*Skip the word, then come back to it</li> <li>* Use the pictures</li> <li>*What would make sense?</li> <li>*Look for chunks</li> <li>*Sound it out</li> </ul>   |      |         |      |          |          |       |       |        |       |           |           |         |       |            |        |  |
| PHONICS  | With a computer   | Non-computer  | Tips  |      |         |      |          |          |       |       |        |       |           |           |         |       |            |        |  |
| <p>Contractions</p>  | <p><a href="https://www.youtube.com/watch?v=M7_mrSraajl">https://www.youtube.com/watch?v=M7_mrSraajl</a></p> <p><a href="https://www.youtube.com/watch?v=7UdDjpGmx-0">https://www.youtube.com/watch?v=7UdDjpGmx-0</a></p>   | <table border="1" data-bbox="1501 1191 1886 1707"> <tbody> <tr><td>I have</td><td>he's</td></tr> <tr><td>can not</td><td>I've</td></tr> <tr><td>will not</td><td>couldn't</td></tr> <tr><td>he is</td><td>she's</td></tr> <tr><td>she is</td><td>won't</td></tr> <tr><td>could not</td><td>shouldn't</td></tr> <tr><td>had not</td><td>can't</td></tr> <tr><td>should not</td><td>hadn't</td></tr> </tbody> </table> <p>Copy the above onto a sheet of paper. Have your child match each word group with the correct contraction.</p> | I have  | he's | can not | I've | will not | couldn't | he is | she's | she is | won't | could not | shouldn't | had not | can't | should not | hadn't | <p>When reading with your child stop and discuss any contractions on the page. Help your child to determine the two words the contraction represents and what are the missing letters represented by the apostrophe.</p> |
| I have   | he's  |   |   |      |         |      |          |          |       |       |        |       |           |           |         |       |            |        |  |
| can not  | I've  |   |   |      |         |      |          |          |       |       |        |       |           |           |         |       |            |        |  |
| will not   | couldn't  |   |   |      |         |      |          |          |       |       |        |       |           |           |         |       |            |        |  |
| he is  | she's   |   |   |      |         |      |          |          |       |       |        |       |           |           |         |       |            |        |  |
| she is   | won't   |   |   |      |         |      |          |          |       |       |        |       |           |           |         |       |            |        |  |
| could not  | shouldn't   |   |   |      |         |      |          |          |       |       |        |       |           |           |         |       |            |        |  |
| had not  | can't   |   |   |      |         |      |          |          |       |       |        |       |           |           |         |       |            |        |  |
| should not   | hadn't  |   |   |      |         |      |          |          |       |       |        |       |           |           |         |       |            |        |  |

| WRITING   | With a computer  | Non-computer  | Tips   |
|---|--|---|--|
|  | <p>I would prefer all students to do their writing without the use of a computer.</p>  | <p>Hopefully, your child received a letter from me in the mail. If not, it should be there at the beginning of this week. I have included an envelope with my address and a stamp. Please have your child write me a letter and drop it in the mailbox. I am so excited to get some mail.</p>   | <p>Have your child include the following parts:<br/> Dear _____, (the greeting)<br/> _____<br/> _____ (the body)<br/> _____<br/> Sincerely, (closing)<br/> John (signature)</p>  |
| MATH  | With a computer  | Non-computer  | Tips   |
|  | <p><b>Dreambox</b> – <a href="https://play.dreambox.com/login/knjs/suw8">https://play.dreambox.com/login/knjs/suw8</a><br/> (Continue using Dreambox each day)</p> <p>Continue the following until your child has mastered the concepts:<br/> Count to 100 forward and backward; Count by 2's, 5's &amp;10's to 100<br/> Count between two given numbers forward and backward<br/> Adding doubles-<br/> 1 + 1 = 2    3 + 3 = 6    5 + 5 = 10    8 + 8 = 16    10 + 10 = 20<br/> 2 + 2 = 4    4 + 4 = 8    6 + 6 = 12    9 + 9 = 18</p> <p>Doubles Plus One:<br/> Eg. 4 + 5 = (4 + 4) + 1                      5 + 6 = (5 + 5) + 1<br/> 2 + 3 = (2 + 2) + 1                      3 + 4 = (3 + 3) + 1</p> <p><u>Problems of the Week</u><br/> Jayven and Kiefer are playing marbles. Jayven has 5 blue marbles and Kiefer has 6 red marbles. How many marbles do they have in all?</p> <p>Kyle is buying lunch for Leila and Molly. Leila's lunch cost 3 dollars and Molly's lunch cost 8 dollars. How much money did Kyle spend?</p> <p>Riley is building a new tree fort. On Monday she worked for 2 hours and on Tuesday she worked 4 hours. How many hours did she spend building her tree fort?</p> | <p>Continue the following until your child has mastered the concepts:<br/> Count to 100 forward and backward; Count by 2's, 5's &amp;10's to 100<br/> Count between two given numbers forward and backward<br/> Adding Doubles-<br/> 1 + 1 = 2    3 + 3 = 6    5 + 5 = 10    7 + 7 = 14    9 + 9 = 18<br/> 2 + 2 = 4    4 + 4 = 8    6 + 6 = 12    8 + 8 = 16    10 + 10 = 20</p> <p>Doubles Plus One:<br/> Eg. 4 + 5 = (4 + 4) + 1                      5 + 6 = (5 + 5) + 1<br/> 2 + 3 = (2 + 2) + 1                      3 + 4 = (3 + 3) + 1</p> <p><u>Problems of the Week</u><br/> Jayven and Kiefer are playing marbles. Jayven has 5 blue marbles and Kiefer has 6 red marbles. How many marbles do they have in all?</p> <p>Kyle is buying lunch for Leila and Molly. Leila's lunch cost 3 dollars and Molly's lunch cost 8 dollars. How much money did Kyle spend?</p> <p>Riley is building a new tree fort. On Monday she worked for 2 hours and on Tuesday she worked 4 hours. How many hours did she spend building her tree fort?</p> | <p>Dreambox – Your child's login information was sent to each parent in a private email. If you did not receive it, please contact me at <a href="mailto:sherilynn.mcfarlane@nbed.nb.ca">sherilynn.mcfarlane@nbed.nb.ca</a></p> <p>Children need to be able to quickly recall addition and subtraction facts. The only way for this to happen is through practice. This will be a focus throughout the home learning.</p> <p>Math skills can easily be done many times during our busy days. While driving test your child's addition and subtraction facts, count forward or backward between numbers when climbing stairs, skip count while playing catch.</p> |