


May 11<sup>th</sup> -May May 15, 2020.

## Math (30 min a day)

Online resources  
(15-20 min)



Websites (optional)

<https://www.abcya.com>

[https://www.education.com/games/division/?referral\\_url=kidsnumbers.com](https://www.education.com/games/division/?referral_url=kidsnumbers.com)

<http://www.fun4thebrain.com/mult.html>

<https://www.multiplication.com/games/all-games>

<https://www.education.com/worksheets/>

copy and paste this website and push enter. You can print math sheets if you have a printer. If you are not able to print, like me, you can do the work on a separate piece of paper. 😊

**Grade 4 curriculum connection:**

-Demonstrate an understanding of fractions less than or equal to one by using concrete and pictorial representations to: - name and record fractions for the parts of a whole or a set - compare and order fractions - model and explain that for different wholes, two identical fractions may not represent the same quantity - provide examples of where fractions are used.

**Grade 5 curriculum connection:**

-Demonstrate an understanding of fractions by using concrete and pictorial representations to: • create sets of equivalent fractions • compare fractions with like and unlike denominators

Please go to this website to practice fractions.

<https://ca.ixl.com/>

username is your first and last name followed by 113

password: glazier

Ex: jacobrichardson113 Password: glazier

Naygray113 password: glazier

All lower cases

**Step 1:** click on math

**Step 2:** scroll down and find your grade level and click on see all skills (right)

**Step 3:** Grade 4 : Understand Fractions -click on R.6, R.7, R.8

Equivalent Fractions: S.1, S,2

Grade 5: fractions and mixed numbers -click on J.6, J.7, J.8,

Fractions equivalence and ordering: K.1, K.2

\*Click on math to go to a new concept.

\*If you already did these concepts on your own last week, you may choose a math activity of your choice. Bravo!

*\*Please go to my document folder to see a Fraction tiles template that you can print or just look at to help with fractions. If you or your child do not understand this new concept or get frustrated, please choose another math game or a previous math activity.*

## Literacy (30 min a day)

### English and French Reading

15 min of each language every day!



1. Reading website : <https://jelis-free.rkpublishing.com/student>
  - Choose a book at your level, if it's too difficult go down a level. Go up a level if it's too easy.
  - Listen to the book, then read the book twice (for fluency). Retell the story to someone at home, if possible.
  - \*This is an online reading resource. It will read the book for you. Please read along.
  - Please email me if you did not get a username and password. [mona.glazier@nbed.nb.ca](mailto:mona.glazier@nbed.nb.ca)
2. <https://www.raz-kids.com/>
  - Click on kids login. Teacher username is monaglazier (one word)
  - Your username is your first name and for the password, click on the bunny. (There are math games and books you can read in this website)
3. Listen to a French story on TumbleBooks. Retell the story in French or talk about your favorite part of the story. This is an online reading resource. It will read the book for you. Please read along. <https://www.tumblebooks.com/>
  - o Username: nplib Password: nbschools
4. Here is another free website where various fables are read to you. You can click on the language either English or French. Enjoy! <https://www.thefablecottage.com/>
5. <https://ici.radio-canada.ca/jeunesse>




On this site you will find so many fun and educational activities, games, videos, recipes, tv shows- in French!

### Word work (10-15 min)



#### Word work: Etude de mots

Choose 5-10 words from the list in the photo gallery. These will be the words until the end of June. Choose an activity we practice in class. Ex. Mots graffitis, locomotive, différentes couleurs, autour d'une forme, tic-tac-mot, lettre magnétique, etc.

	<p>You can practice these words however you want. On computer, paper, play doh, whatever works best for you.</p>
<p>Writing (15-20 min)</p> 	<p><b>Connection:</b>  <i>Make a connection between something you read and something from your life, another book, or the world around you.</i></p> <p><b>Ex.</b> <i>Mon livre est à propos d'un petit chien Fido qui mange tous les objets dans la maison. Il a fait un grand dégât et la maman n'était pas contente.</i></p> <p><i>Je peux me connecter à ce livre, car j'ai une petite fille de 20 mois qui fait toujours un dégât dans notre maison aussi. Elle mange toujours et laisse de la nourriture partout dans la maison comme le chien Fido. Parfois c'est drôle et parfois c'est frustrant. Ha! Ha!</i></p>
<p>Speaking / Listening</p> 	<ul style="list-style-type: none"> <li>- Talk to a classmate or family member on the phone or someone at home in French.</li> <li>- Watch television or YouTube videos in French.</li> </ul>
<b>Other Activities</b>	
<p>Other activities that can be done throughout the week</p> 	<ul style="list-style-type: none"> <li>- <a href="https://www.gonoodle.com/">https://www.gonoodle.com/</a></li> <li>- <a href="https://www.cosmickids.com/">https://www.cosmickids.com/</a></li> <li>- <a href="https://jr.brainpop.com/health/feelings/mindfulness/">https://jr.brainpop.com/health/feelings/mindfulness/</a></li> <li>- <a href="https://jr.brainpop.com/health/bewell/washinghands/">https://jr.brainpop.com/health/bewell/washinghands/</a></li> </ul>

The following are no-tech math activities that can be done around the house without the use of technology. Some of them can be fun for the whole family!

- Card Games: Crazy 8s, Go Fish, Uno, Rummy, Crib, War etc.
- Board Games: Monopoly, Checkers, Chess, Yahtzee, Snakes and Ladders, etc.

- **Cooking:** Follow recipes to work on fractions and measurement. For example, find a healthy snack recipe and either double or half the batch.
  - **Data Analysis:** Make simple graphs representing data over time (such as tracking the daily weather, how many birds visit your bird feeder, how many minutes you use technology or watch television, etc).
  - **Estimation:** Estimate the cost of your grocery bill, the time it takes to do a task, lengths of objects, distances walked, etc.
  - **Geometry:** Go for a nature walk in your yard or neighbourhood and record how many objects match 2D and 3D geometric shapes. For example, the sun looks like a circle or a sphere, the fronts of some houses look like rectangles, etc. Bring a piece of paper and a pencil to record what you see.
  - **Time:** Practice telling time using digital and analog clocks.
  - **Measurement:** Find the perimeter and area of one or more rooms in your house. If you don't have a tape measure, use something else as a measuring tool. For example, a shoe, a book, a box, etc.
  - **Patterns:** Get 10 books and arrange them according to size. How else can you arrange them? Try this with other types of objects such as shoes, toys, pens/pencils/markers, etc.
- 
- **Number Sense:** What do you get when you double the number 1? Keep doubling your answer and see how far you can get without using a calculator. You may want to do this with a pencil on a piece of paper.
- 
- **Calendar:** How many days until your birthday? What about the other members of your family?
- 
- **Math Journal:** Write about a situation where 5 is a small number then write about a situation where 5 is a big number.
- 
- **Just for fun:** Include your favorite number in every sentence you say. Don't tell anyone what you're doing and see if they figure it out.