



Remembrance Day

The Story of the Poppy



Thank you for downloading my Remembrance Day pack. I hope it will help your kids understand more about this solemn day in Canada.



My Blog



Facebook



Teachers Pay Teachers






Pinterest



Bloglovin'

Clip art and fonts by these amazing artists:







Hi, my name is Poppy and this is my story.



A little over 100 years ago, there was a War. It was called World War I or the Great War. It began on July 28, 1914. Men and women from all over Canada went to War.




The soldiers who fought in this war were very brave and very young. Some of the soldiers were only 15 years old.



In the battlefields where the soldiers were fighting, poppies just like me started to grow everywhere. The poppies grew right out of the mud and dirt.



A Canadian soldier and doctor named Lieutenant Colonel John McCrae noticed this too. Poppies were growing even where the soldiers were fighting.






In Flanders Fields,
the poppies blow,
Between the crosses,
ROW ON ROW...


Click on me,
if you would
like to read
the poem.

So he decided to write a poem about these poppies. His poem was called In Flanders Fields. Flanders Fields was one of the places where the soldiers were fighting.

SOLDIER




His poem honoured all the brave men and women who fought in the war. Many of these soldiers died in that war. People everywhere loved his poem.




Some of the soldiers who died are buried in Flanders Fields. In between each of their crosses, the poppies grow.

NOVEMBER 11th



World War I ended on November 11th at 11 o'clock in the year 1918. It had lasted for 4 years. Finally the soldiers could come home.




Once the war was over, people all over the world started to draw poppies just like me onto paper. They coloured them and cut them out. Then they sold them for money. This money was to help the soldiers coming home after the war.

LEST WE
FORGET



The poppy started to be very popular. In 1921, 3 years after World War I ended, the Great War Veterans' Association decided to make the poppy Canada's official symbol of remembrance. Canada had its first Poppy Day on November 11, 1921.





Today, people in Canada wear those same paper poppies on their suits, coats, jackets, shirts and sometimes even on their hats. Now, poppies are made from plastic and the soldiers who once fought in wars help make these poppies.





I am a symbol. When you see me, it reminds you of the brave men and women who saved your country and gave you the freedom that you have today.

HERO



We call these brave men and women veterans. They are our heroes. These veterans are wearing poppies over their hearts, which is how most people wear them.

Remembrance Day



Every year since World War I ended, we take time on the 11th of November to honour and remember the soldiers who fought not just in World War I, but in all wars. We call this day Remembrance Day.

remember

remember



On Remembrance Day at 11 o'clock in the morning, we stop everything we are doing and stay silent for one minute. We wear a poppy and we think about those courageous soldiers who went to war.



Canada will never forget the bravery of its veterans and the soldiers of today. This place is called the Cenotaph. It is in Ottawa, Canada's capital. Can you see all the poppies there?



Here is a picture of the real Flanders Fields. Look at all the poppies growing between the soldiers' graves.




Here is the Remembrance Day quarter. It has 2 red poppies on it. In the middle is a Canadian soldier and the maple leaf. This quarter was made to honour our veterans.



In November, we remember. Kids just like you wear a poppy. This little girl is saluting just like soldiers and veterans do.



**This Remembrance Day if you see a veteran,
you can shake hands and say Thank You for
keeping Canada safe for kids just like you.**





**Now whenever you see me, you will know
how I came to be the symbol of
remembrance in Canada.**

Name _____

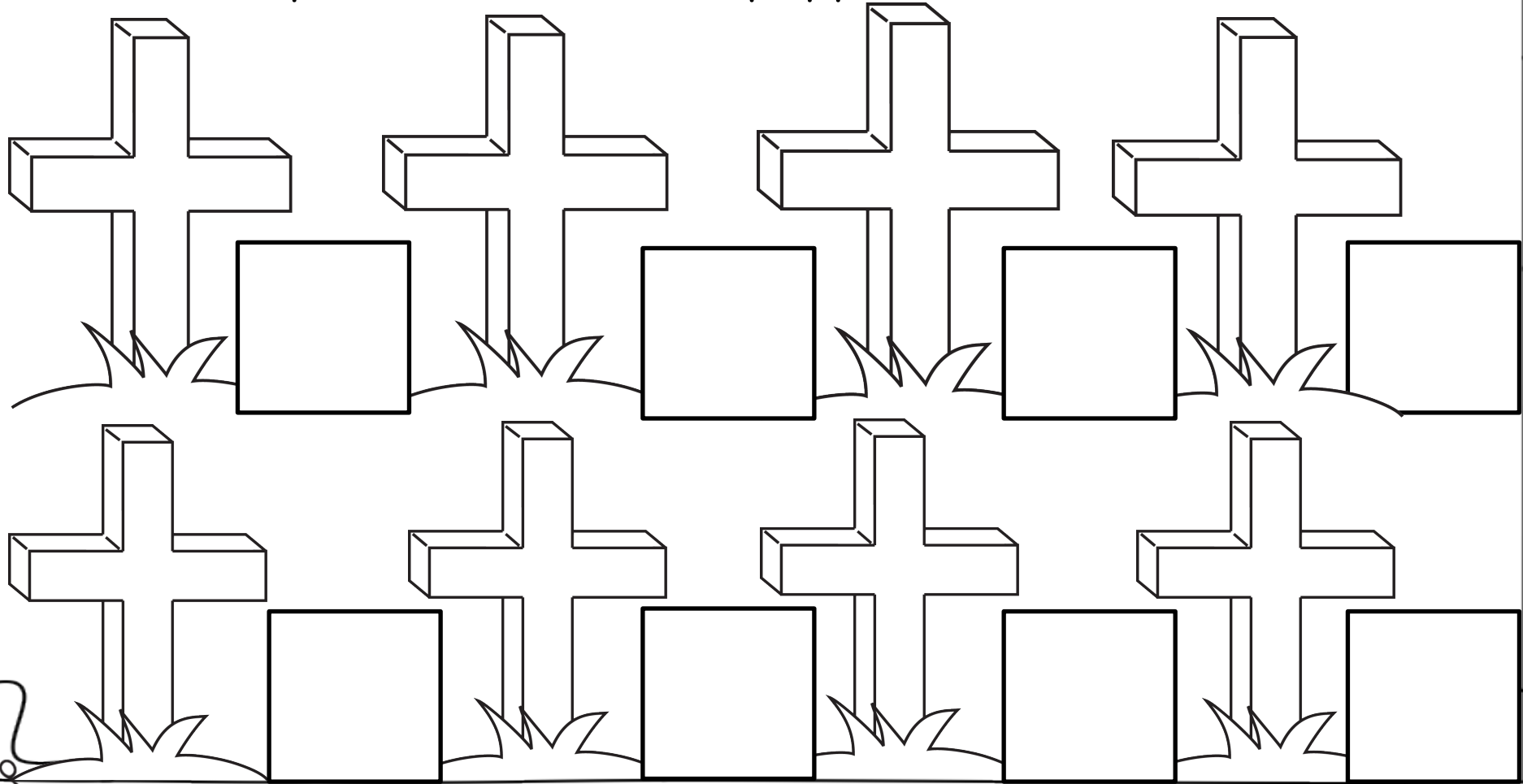


On Remembrance Day, we wear a poppy. Can you draw a picture of you wearing a poppy.




Name _____

Cut and paste to show the poppies between the crosses.




Name _____

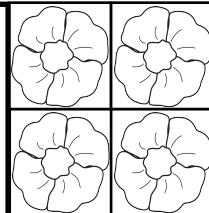
These kids are almost ready for Remembrance Day, can you cut and paste their poppies on for them?



Colour the picture and make the poppies bright red.




Remembrance
Day



Name _____

Cut and paste the words to describe the soldier, then colour the soldier.

SOLDIER



good	true	cool	strong	weak
lazy	kind	brave	nice	proud

Name _____ The Story of the Poppy

World War I was more than 100 years ago. Many brave soldiers fought in this war. On the battlefields, poppies grew out of the mud and dirt. A Canadian soldier named John McCrae wrote a poem about the poppies and the soldiers. It was called In Flanders Fields. Poppies grew in between the crosses of the soldiers who were buried in Flanders Fields. After the war ended, people started to make paper poppies. These paper poppies are what we wear today. The poppy is a symbol. We wear a poppy to remember and honour our veterans on Remembrance Day.


What were the first poppies made of?

Where did the poppies grow?



Colour the poppy

Why do we wear a poppy?




On the back, draw a picture of a cross with poppies.

Name _____



The Story of the Poppy



Write your answers in complete sentences.

1. When was World War I?


2. What was the name of John McCrae's poem?

3. Why is the poppy a symbol?


4. What is a veteran?

5. When is Remembrance Day?

Name _____



The Story of the Poppy



Write your answers in complete sentences.


1. When was World War I?

2. What was the name of John McCrae's poem?

3. Why is the poppy a symbol?

4. What is a veteran?


5. When is Remembrance Day?



Canada honours our veterans in many ways. What would you do to thank and honour a veteran?

To thank and honour a veteran, I would...


A large, empty rectangular box with a scalloped border, intended for writing an answer to the question above.



Canada honours our veterans in many ways. What would you do to thank and honour a veteran?

To thank and honour a veteran, I would...

Handwriting practice lines consisting of a solid top line, a dashed middle line, and a solid bottom line, repeated multiple times for writing.



Canada honours our veterans in many ways. What would you do to thank and honour a veteran?

To thank and honour a veteran, I would...

Draw your ideas in the
poppy. Put your name
in the middle, cut the
poppy out.

A poppy is...

A veteran is..

Remembrance
Day is...

A soldier is...

Write your ideas in the poppy. Put your name in the middle, cut the poppy out.

A poppy is... A veteran is...


Remembrance
Day is...

A soldier is...


Make a poppy

Each child in your class needs 4 heart shapes and 1 circle. If possible, use cardstock to make the poppies. It makes them more durable. But, they can also be made with regular paper.

After cutting out the shapes, put glue on the back of the circle, then glue each point of the heart onto the circle. Your kids can colour or paint them.



Make a poppy



Back of poppy, put glue on the circle, then glue petals in place.









Poppy turned over and assembled looks like this.



Coloured and completed poppy.

Hearts - 4 for each student



Circle - 1 for each student

